



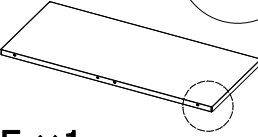
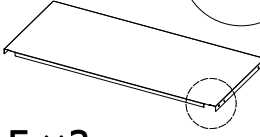
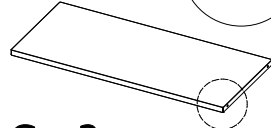
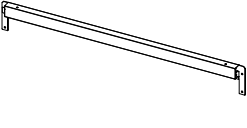
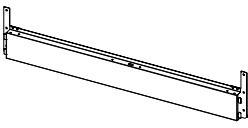
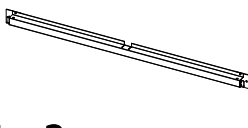
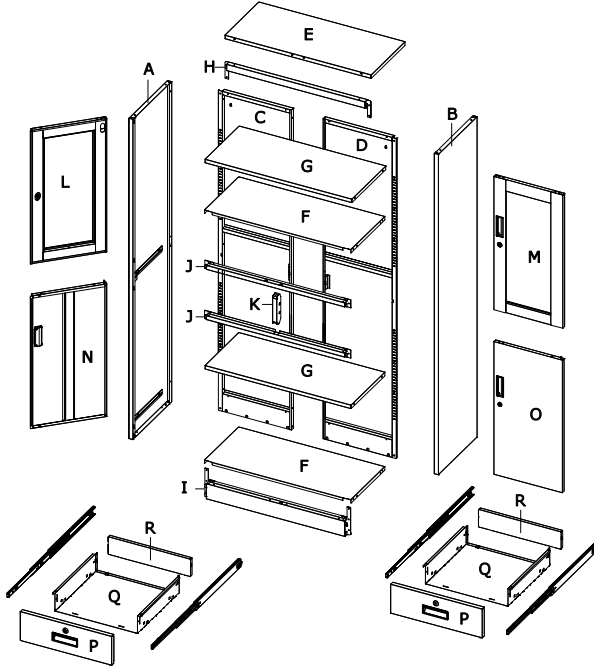
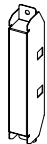
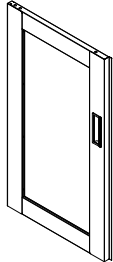
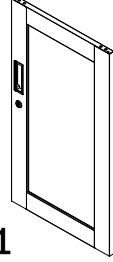

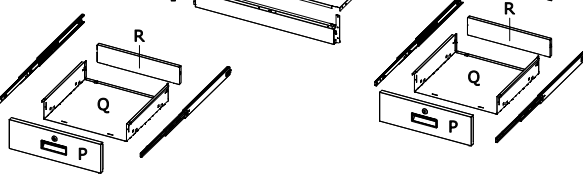
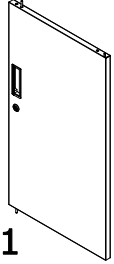
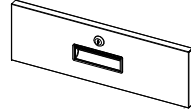
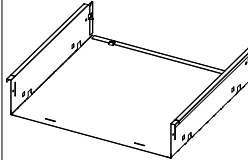





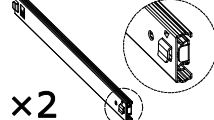
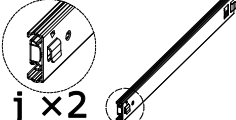

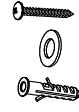
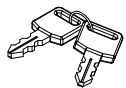


ИНСТРУКЦИЯ ЗА МОНТАЖ НА МЕТАЛЕН ШКАФ СR-1247 JZ

 <p>A x1</p>	 <p>B x1</p>	 <p>C x1</p>	 <p>D x1</p>	 <p>E x1</p>	 <p>F x2</p>
<p>Вносител: "Биттел" ЕООД гр. Пловдив, Тракия ул. "Нестор Абаджиев" 13 ЕИК: 115163890 Тел: +359 32 27 00 27 www.bittel.bg</p>		 <p>G x2</p>	 <p>H x1</p>	 <p>I x1</p>	 <p>J x2</p>
		 <p>K x1</p>	 <p>L x1</p>	 <p>M x1</p>	 <p>N x1</p>
		 <p>O x1</p>	 <p>P x2</p>	 <p>Q x2</p>	 <p>R x2</p>
<p>Максимална товароносимост на рафт: 40 кг</p>		 <p>c x3</p>	 <p>d x4</p>	 <p>e x6</p>	 <p>f x4</p>
<p>Максимална товароносимост на рафт: 40 кг</p>		 <p>i x2</p>	 <p>j x2</p>	 <p>k x2</p>	 <p>l x2</p>
		 <p>m x4</p>			

ИНСТРУКЦИЯ ЗА МОНТАЖ НА МЕТАЛЕН ШКАФ СR-1247 JZ

<p>1</p> <p>$b \times 3$ $c \times 3$</p>	<p>2</p> <p>$a \times 3$</p>	<p>3</p> <p>$a \times 3$</p>
<p>4</p> <p>$a \times 4$</p>	<p>5</p> <p>NOTE: Install left side screws of the two middle frames first. Then install right side screws of the two middle frames.</p> <p>$a \times 4$</p>	<p>6</p> <p>$a \times 6$</p>
<p>7</p> <p>$a \times 2$</p>	<p>8</p> <p>F</p>	<p>9</p> <p>$a \times 8$</p>

ИНСТРУКЦИЯ ЗА МОНТАЖ НА МЕТАЛЕН ШКАФ СR-1247 JZ

10

a x7

11

NOTE:
View from the back of the front plate(P).

a x4

12

a x4

13

R

14

i Left slider **Rear**

i x2 **j x2**

15

16

G

g x8 **h x8**

17

L **M** **N** **O**

k

d x4 **e x4** **f x4** **k x2**